



Download the **Bus Status** App

1. Search “Bus Status” on the App Store or Google Play, or use the QR codes below:

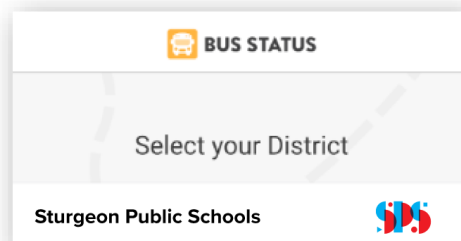


2. Download the *Bus Status* app by Box Clever.



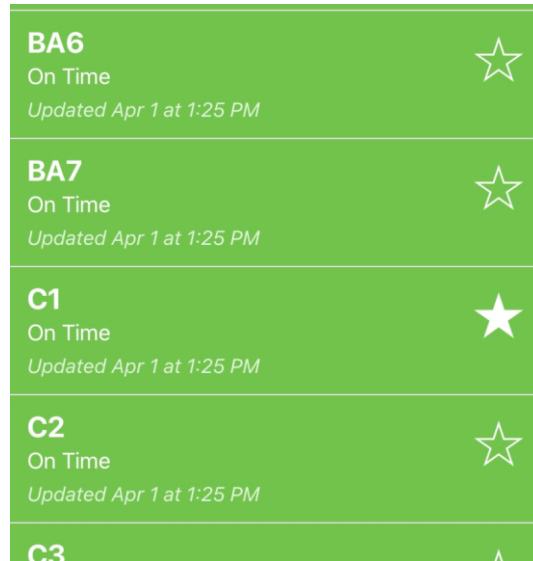
3. Open the app and select *Sturgeon Public Schools* from the list.

*If you wish to receive notifications select “allow” for the notification option that comes up when you open the app

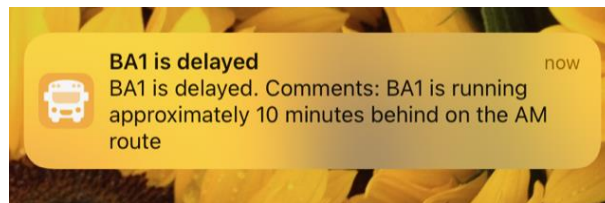




4. Go to *All Buses*. Tap the star to add a bus to *My Buses*.



5. You'll receive a notification when one of your buses is Delayed or Cancelled.



6. Tap the bell icon to see general Notifications.

